


## INSTRUCTIONS FOR SINGLE GOURD RACK

\*\*Pre-Heat Plastic Placement Stars in cup of hot water prior to attempting to push them over the aluminum holder rods.

*Use A Fork or Spoon To Take Stars From Hot Water!*

Parts Included: 12 - Stars      1 - Block Rod Holder      3 - 3/8" dia. 40" long Rods




1. Place Single Gourd Rack holder on top of Tri-Tel or Quad-Tel Pole until it snaps into place.

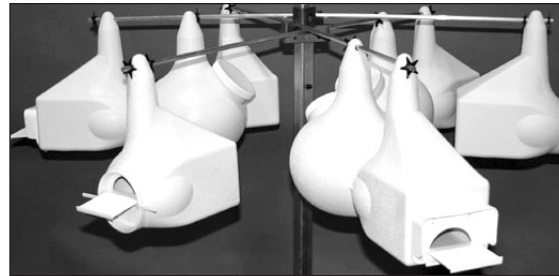
2. Insert the three rods into Single Gourd Rack Holder and center Rods on Holder.



3. Slide A Placement Star onto each holder rod. Round end of rod with sandpaper if necessary.



4. Slide gourd on, then second placement star on each rod to hold gourds in place.



5. After all gourds are secured, raise pole and enjoy.

**S&K Manufacturing, Inc.**

**1001 Liberty Industrial Drive • O'Fallon, Mo 63366**

**Questions? Call 1-800-764-8688**

**[www.skmfg.com](http://www.skmfg.com)**