

INSTRUCTIONS

S&K Skip-A-Sk swirl Bird Feeder

SAS1

US Patent No. 6,050,221



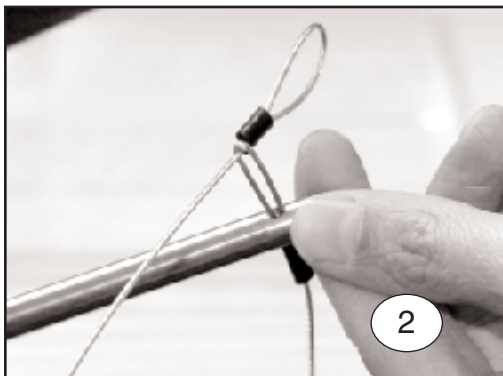
Parts list:

- | | |
|---------------------------------|---------------------------|
| 2 Short Spacer Tubes | 1 Feeder Tray |
| 2 Long Spacer Tubes | 1 Feeder Protector Casing |
| 2 Stainless Steel Hanging Wires | |
| 1 Steel Rod | |

Please read all directions before starting assembly. No tools are required except pliers to carefully pinch the loop at one of each Hanging Wire. (See Step A)

IF ANY ITEMS ARE DISCOVERED MISSING, CALL 1-800-764-8688 · DO NOT RETURN TO STORE!

A: Carefully pinch one looped end of each Stainless Steel Hanging Wire. Push the pinched end through the eyelet of one end of the Steel Rod. (1)




B: Loop the opposite end of the wire through the pinched loop. DO NOT connect the second wire to opposite end of the rod yet.


TERMINOLOGY

The end of the steel rod without the wire attached will now be referred to as the OPEN END of the steel rod.

C: Slide a long spacer tube onto the open end of the steel rod and push up to the "closed end." (3)



D: Slide the open end of the steel rod through the opening of the large feeder protection casing. (4)

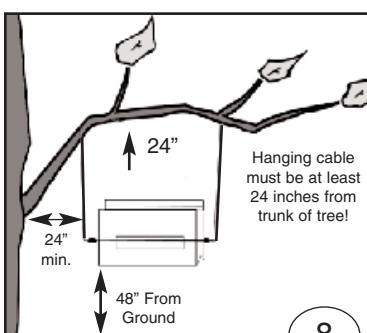



E: Slide one small tube spacer to the open end of the steel rod (which is now on the inside of the feeder protection casing). (5)

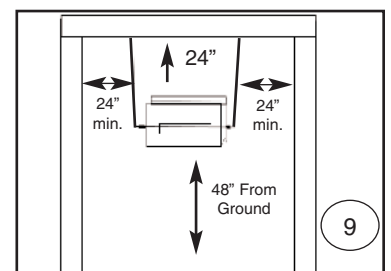


F: Slide the open end of the steel rod through the both openings at the top of the feeder tray. (6)

Continue adding parts in reverse order, and finishing by inserting the second stainless steel hanging wire in the rod's open end. (7)



If you are hanging the feeder from a tree (8), make sure it is at least 24 inches from the trunk, and 24 inches down from the branch. The feeder must be at least 48 inches from the ground. If you are hanging from two posts (9), be sure to center the Skip-A-Sk swirl between the posts. 24 inches from the hanging area and from the uprights, and 48 inches from the ground. Or any other configuration producing the same results. **WARNING: Lengthening support cables can cause feeder to swing violently in high winds!**



Snow and ice should be brushed off feeder at all times.

S&K Manufacturing, Inc.
1001 Liberty Industrial Drive
O'Fallon, Mo 63366
1-800-764-8688 · Fax: 636-272-4044
www.sk-mfg.com