

INSTRUCTIONS _____ FGB-A

S&K Fountain Gourd Block For Tri-Tel/Quad-Tel Pole

S&K
MANUFACTURING


Revised: 08-2004

Please read all directions before starting assembly.


IF ANY ITEMS ARE DISCOVERED MISSING, CALL 1-800-764-8688 · DO NOT RETURN TO STORE.

PARTS LIST

- *Plastic Block*
- *4 Black Metal Walls*
- *8 Drywall Anchors*
- *4 Nut/Bolt sets*
- *8 Metal Screws*



Locate the indentation just above each round holder knob.




Screw a drywall anchor into each indentation above the round holder knobs on each side of the white block.



Attach the metal frame ends with one nut and bolt in each corner. NOTE! The Bolt protrudes to the OUTSIDE of the walls.



Slide the completed metal wall over the block, and line up so the wall openings fit beneath the round holder knobs. Push down firmly or tap gently.



The holes in the metal wall, just above the round holder knobs should line up with the drywall anchors. Insert the metal screw into the hole and tighten firmly. Two metal screws must be attached to each side of the block.

Using with an S&K Tri-Tel/Quad-Tel Pole:

Simply slide the block over the top of the "A" pole section - top pole section - and begin attaching the Fountain Hanger Arms.

The S&K Fountain Hanger is strong enough to support Purple Martin Houses, Gourds, Feeders and Plants. Caution should be used to attempt to balance out the weight around the Fountain Hanger.

S&K
MANUFACTURING

S&K Manufacturing, Inc.
1001 Liberty Industrial Drive
O'Fallon, Mo 63366
www.skmfg.com
1-800-764-8688
Fax: 636-272-4044