

**ENGINEERING NOTE:**

**After all the pieces of the S&K Martin House are correctly assembled the house will become VERY SOLID!**

*Please Be Patient During Construction. You Will Be Surprised At What A Solid House It Becomes!*

**IF ANY ITEMS ARE DISCOVERED MISSING**

**CALL 1-800-764-8688 OR EMAIL SALES@SKMFG.COM · DO NOT RETURN TO STORE!**


Rev. 10-05

**Your 12 Family House is *EXPANDABLE* to a 24 Family House!**  
**IT'S EASY...**

Simply buy a second 12 Family House. Then use the "trim and drill" template shown below.

**IF YOU HAVE ANY QUESTIONS ON EXPANDING THE COMPARTMENTS OR ADDING ADDITIONAL HOUSES, PLEASE CALL 1-800-764-8688**

1. Separate the template in half, one for each side panel.
2. Line up the "C" Holes labeled on each side panel.
3. Tape each template to each side panel.
4. Trim along the dotted line VERY CAREFULLY.
5. Drill 3 additional holes as marked on the template.
6. Secure extra floors with a self-tapping screw to pole.

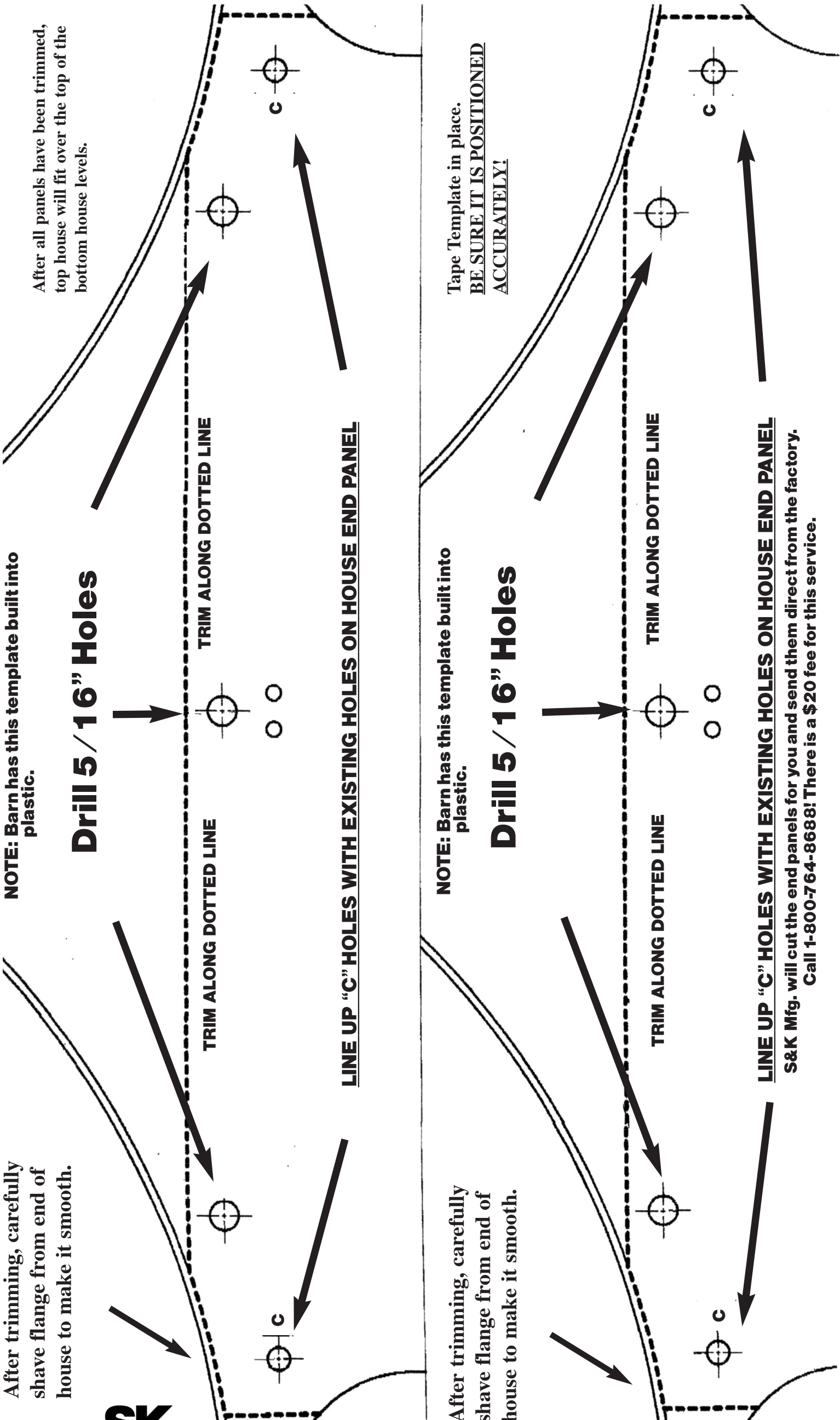


**First! Remove the flange off at the bottom of the top house.**

*All S&K Martin Houses Are Expandable!*



**NOTE: All sides have the template in plastic for your convenience.**

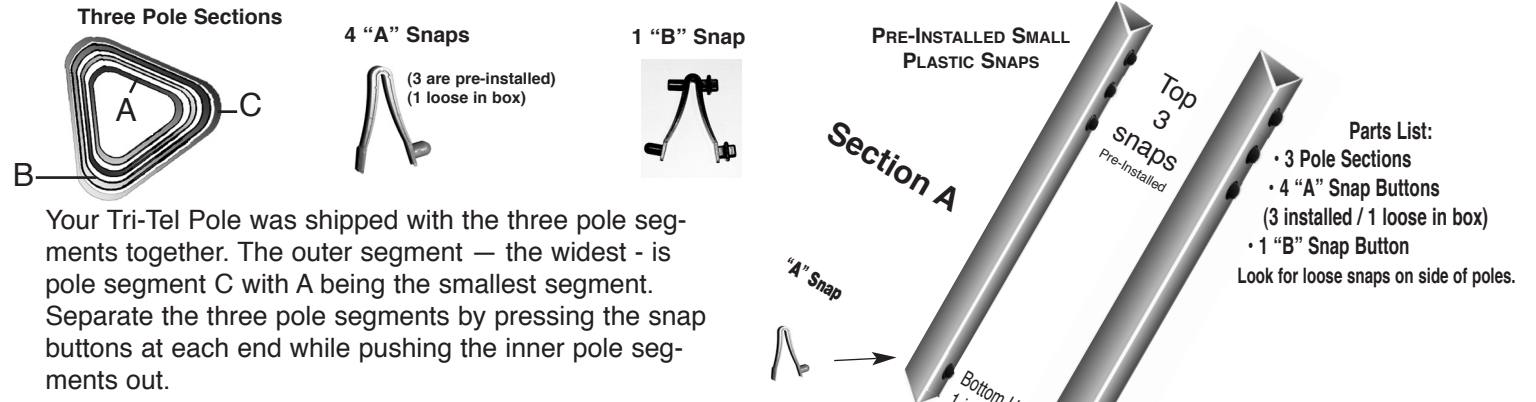


S&K Manufacturing, Inc. • 1001 Liberty Industrial Drive • O'Fallon, MO 63366 • 1-800-764-8688 • www.skmfg.com • email: sales@skmfg.com

**Instructions For Installing Your New Tri-Tel Pole**

**WARNING! ← FOR YOUR SAFETY! →**

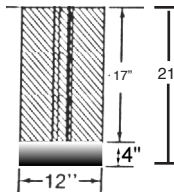
Examine your location for the Tri-Tel Pole. DO NOT ERECT POLE NEAR ELECTRICAL WIRES IN THE AIR OR UNDER THE GROUND! Pole is not warranted against high winds, weather and acts of God.



**Step 1: Very Important**

Insert Snap Button - V-Shape enters first. Push small snap in place in section A and B until it pops through the hole.

**Insert 2 wadded-up plastic grocery store-type bags (not supplied) in the C Pole Section. Above the snap at the bottom of "B" insert 2 more wadded-up plastic grocery store-type bags (not supplied). They act as shock absorbers. Then insert snap.**



**Step 2:**

After a **safe location** has been determined for raising your Tri-Tel Pole, dig a hole 21 inches deep and 12 inches in diameter. Create a 4" platform of concrete at the base of the hole. Let it set for 1 hour. If using the S&K SLEEVE, place the sleeve in the center of hole. (The sleeve allows for removal of the pole when desired.) Install Pole Section C (the largest section) into the hole OR sleeve. Fill around the pole or sleeve with concrete (one 80lb bag of Quik-Krete works best) - ensuring the pole section remains vertical and straight up and down. Add gal of water. Let concrete set for 24 hours prior to proceeding to the next step.



**Step 3:**

**BE SURE POLES ARE IN ORDER SHOWN AT CENTER OF PAGE!** Insert pole section B fully into pole section C. Lower end of section A into section B.

Raise pole section A until the snap button snaps into place. Raise section B until it snaps into a locked position.

**Step 4:**

Snap Martin House, Bird Feeder, Bat House, Gourd Set, or Flag Kit on top of Section A and enjoy your new Tri-Tel Pole.

**S&K Manufacturing, Inc.**  
1001 Liberty Industrial Drive  
O'Fallon, Mo 63366  
[www.skmfg.com](http://www.skmfg.com)  
**1-800-764-8688**

**LIMITED WARRANTY**

**MAKE YOUR POLE TALLER - ADDITIONAL SECTION OF POLE CAN BE PURCHASED BY CALLING 1-800-764-8688**

**FREE!**\*

**Our Gift For You!**

**To Enhance Your Chances Of A Full Martin Colony**

\* Just pay \$5.95 shipping and handling for each decoy and this beautiful Purple Martin Decoy is yours!  
2 1/4" tall x 6 3/4" long - Highly Detailed

To receive your free Purple Martin Decoy, simply fill out the following information and send it to S&K Manufacturing along with \$5.95 S/H for Each Decoy ordered.

Name \_\_\_\_\_  
Street \_\_\_\_\_  
City \_\_\_\_\_ State \_\_\_\_\_  
Zip \_\_\_\_\_  
Phone number (\_\_\_\_) \_\_\_\_\_  
Email: \_\_\_\_\_  
 I would like to receive the newsletter, specials and coupon offers

Send the above information and a check or Money Order for \$5.95 S/H for each decoy to...  
S&K Manufacturing, Inc.  
1001 Liberty Industrial Drive  
O'Fallon, Mo 63366



A Realistic Purple Martin Decoy  
Req. \$9.95 Retail

Made of strong, lightweight plastic, the Purple Martin Decoy attaches easily to a perching rod.

**1-800-764-8688**  
**www.skmfg.com**

All prices and products subject to change without notice. Please contact S&K Mfg. for current pricing and special offers.

Golden Finch



**S&K Manufacturing, Inc. PROVIDES TWO FREE KNOWLEDGE RESOURCES TO THE SONG BIRD LOVER**

[songbirdsfamily.com](http://songbirdsfamily.com)

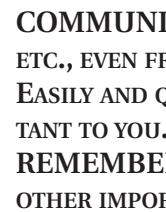
Here you can discuss any type of song bird you would like. Post your pictures and express your love for this great hobby. The song birds family is a great place to share details about your colonies, your feeders, and what works best for you. We as a family will in return offer a great ear to listen and even some great ideas and suggestions about song birds and as a group will enjoy a great friendship.

[www.songbirdsfamily.com](http://www.songbirdsfamily.com)

**Visit and Join Today!**

**1-800-764-8688**

Purple Martins



**PMCCA** PURPLE MARTIN CONSERVATION CLEARINGHOUSE AND ASSOCIATION

The plans for this free site are to have the latest information available to all people that have, want or are interested in purple martins. It will contain information from around the U.S. and Canada. This information will not just come from a single organization with only their views on the subject, but from many martin landlords and enthusiasts, many with years of experience, and from those that are interested in the safety and welfare of purple martins. Information such as tips to attract them, tips on what to do once you get them along with the latest housing innovations and products.

[www.pmcca.org](http://www.pmcca.org)

**FREE MEMBERSHIP**

Choose One Or Both Forums  
The Song Birds Family Forum is completely paid for by S&K Manufacturing, Inc.